

TIMEWORKS
PLATINUM
SERIES

FOR **APPLE IIe**, (enhanced), **IIc**,
IIc Plus, **IIgs**, and **Laser Computers**

★★★★★
"Highest Rating"
InCider
"Amazingly Good!"
A+

Publish-It! 3

A full-featured Desktop Publisher with Page Layout,
Word Processing, Typesetting, and Graphics.



● This Program Works Directly With
APPLEWORKS 3.0 and
BANK STREET WRITER
Word Processor Files*

● Includes Timeworks
QUICK-START MINI-MANUAL™
Designed to get you up and running in
less than 60 minutes!

NEW FEATURES:

- Creates & Prints Color Documents
 - Imports Super Hi Resolution Graphics
 - PrintShop IIgs and Newsroom Graphics Support
 - Expanded PostScript Support
 - Improved Memory Support
- More new features on inside flap!

Publish It! 3™

MONEY BACK GUARANTEE

If you can find anything that works better for you, simply send us your Publish It! 3, your paid receipt, and the name of the program you want, along with your check or credit card number for any retail price difference. If it's available we'll buy it for you.**

Customer Technical Support Helpline
Details Inside

At A Glance:

PUBLISH IT! 3 is a full-featured desktop publishing tool that allows you to design, layout, produce, and print top-quality, professional-looking, colorful documents.

Because your computer display shows you exactly how your finished documents will look, you can use the program's built-in layout tools to overlap, reposition, and resize elements on your page. You have the power to easily change a layout or experiment with alternative page layouts. Once each page looks the way you want it to, simply press a key and print them out on your dot matrix or laser printer.

No Graphics, Publishing, or Computer Experience Necessary

For all its state-of-the-art ability, PUBLISH IT! 3 is extremely fast to learn and refreshingly easy to use. It combines the familiar Macintosh User Interface, our Quick-Start Mini-Manual, and the practical WYSIWYG (What-You-See-Is-What-You-Get) displays — all designed to get you up and running in less than one hour!

There's No Limit to What You Can Do!

PUBLISH IT! 3 will produce newsletters, advertisements, reports, catalogs, term papers, brochures, business forms — virtually any printed piece you can dream up!

Because PUBLISH IT! 3 is so versatile, you can create text and graphics directly with the program (over 200 graphics included), or you can import text and graphics from other sources. For example, you can import text files directly from APPLEWORKS 3.0, BANK STREET WRITER, or use any word processors with an ASCII text format. You can import high resolution and super high resolution graphics and illustrations from PAINTWORKS GOLD, 816 PAINT, DELUXE PAINT, PRINT SHOP, and most other popular drawing programs.

In addition, PUBLISH IT! 3's add-on ACCESSORY-PACKS provide you with even more innovative fonts, illustrations, graphics, and inventive techniques for creating and designing printed pages. (Details inside this package.)

Technical Requirements:

- Enhanced Apple //e (65C02) Processor; all Apple //c, //c Plus, or IIGs computers: Laser 128, 128EX, and 128EX/2 computers; and all compatibles with a minimum of 128K.
- Supports all of the extended memory in your computer.
- One or more 3½" or 5¼" floppy disk drives or hard drive.
- Includes 3½" and/or 5¼" disks.
- Mouse or joystick required.
- ProDOS-compatible: Supports all ProDOS hard disks and RAM Disks.
- Printer Requirements:
 - Most dot matrix printers, including: Apple ImageWriter/Scribe, Epson LQ, MX/FX/RX/LX/JX, Gemini 10X/15X, Okidata 192/193/292/293, and all compatible printers.* Color ribbon necessary for color printing.
 - Apple LaserWriter (except the IISC): Apple LaserWriter Plus; Apple LaserWriter IINT; Apple LaserWriter IINTX; and all PostScript Printers.
 - Works with most popular printer interfaces.
- Compatible with all original PUBLISH IT! files; and all Timeworks' Accessory Packages.

Register to win
A week for two at a vacation resort

Simply fill out the form below, making sure to include your name, address and phone number. When completed, just drop form in box provided and cross your fingers. You may be the lucky winner!

LAKE MIRROR RESORT
At the Foot of Beautiful Big Sky Mountain

Enjoy an all expense-paid week of sandy beaches, swimming, tennis & much more!

KEY ACCOUNT ACTIVITY

Account Name	12/1/91	12/1/92
1. Johnson	115	175
2. Carlson	175	350
3. Anderson	350	525
4. Baker	525	700

SARATOGA
Tavern & Grill

You're Invited!

SARATOGA Tavern Grill invites Chicago horse racing fans to its Annual Triple Crown Race Day Party.

Pick your favorite horses and become eligible to win a week's sailing vacation in the British Virgin Islands. All expenses paid for other couples on most beautiful 60' A free mint julep who brings their own jockey silks

ANNUAL SALES SUMMARY
YEAR ENDING 12/91
NATIONAL ACCOUNTS DIVISION

COMPARISON WITH LAST YEAR'S SALES

Region	1991	1992
1	1000	1200
2	1200	1400
3	1400	1600
4	1600	1800
5	1800	2000
6	2000	2200
7	2200	2400
8	2400	2600
9	2600	2800
10	2800	3000
11	3000	3200
12	3200	3400
13	3400	3600
14	3600	3800
15	3800	4000
16	4000	4200
17	4200	4400
18	4400	4600
19	4600	4800
20	4800	5000

WEEKLY SALES SUMMARY 12/1/91

Region	12/1/91	12/1/92
1	115	175
2	175	350
3	350	525
4	525	700

KEY ACCOUNT ACTIVITY

Account Name	12/1/91	12/1/92
1. Johnson	115	175
2. Carlson	175	350
3. Anderson	350	525
4. Baker	525	700

TOP SALES PEOPLE (Week of 12/1/91)

Name	Sales
1. Johnson	115
2. Carlson	175
3. Anderson	350
4. Baker	525

NEXT MONTH'S SALES FORECAST

Region	12/1/91	12/1/92
1	115	175
2	175	350
3	350	525
4	525	700

Publish It! 3™

A



t

New Features:

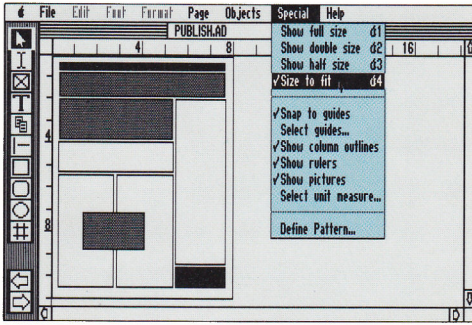
- **Color Documents:** Add a color ribbon to your Image-Writer — or any other printer with color capability — and your documents now print out in color!
- **AppleWorks 3.0 Compatibility:** Now you can import your AppleWorks 3.0 documents.
- **Print Shop IIGs and Newsroom Graphics Support**
- **Improved Graphics Importing:** Imports all super hi-resolution — color and black & white — graphics from PAINTWORKS GOLD, 816 PAINT, DELUXE PAINT II, and other popular drawing programs.
- **Custom Guides make it even easier to position text and graphics.**
- **Cut, Copy & Paste Groups:** Moves or copies groups of objects within your document.
- **Group Locking:** Freeze specific objects — and groups of objects — as you continue to edit the rest of your page.
- **Expanded PostScript Support:** Allows you to work with PostScript commands, encapsulated PostScript graphics, and print PostScript files to disk.
- **Improved Program Operation:** Faster keyboard response time and print out speed; a GOTO page command; enhanced layout tools; and more.

Additional Features:

- **Macintosh User Interface:** Pull-down menus, icons, scroll bars and dialog boxes help you learn and use the program quickly and enjoyably. Your display shows you exactly what you'll get when you print your document (WYSIWYG), so that designing and editing is a breeze.
- **Flexible Page Layout:** Use your mouse, joystick, or keyboard to place page elements exactly where you want them. Reposition and resize text & graphics; and vertically or horizontally and vertically align groups of objects with a sweep of your pointer. Transparent text frames allow you to overlap text on graphics. Choose from four page sizes.
- **A Wide Variety of Built-in Fonts:** Includes a comprehensive selection of typefaces, sizes, and special effects — giving you over 1200 possible type-style combinations to choose from. Headline-type and body-type are available in both serif and non-serif formats. And, with each type-style you can choose bold, white, italic, underlined, outlined, shadow, and superscript or subscript characters. Type sizes range from 9 points (body-copy size) to 72 points (for headlines).

- **Special Typesetting Functions:** Variable letter and word spacing (kerning), and variable line and paragraph spacing (leading).
- **Extended Memory Support:** This built-in Intelligent Memory Manager™ produces larger documents, limited only by the available memory in your computer — with *faster* program operation.
- **Premium Quality Printouts:** A special high density (72 x 120 DPI) printout format provides premium quality printouts on your dot matrix printer. Plus, also supports all PostScript printers.
- **Built-In Word Processor:** With the built-in word processor, you can even write entire articles while you use the advanced page layout features of the program. PUBLISH IT! 3 contains all the features you'll need for everyday word processing, plus many of the sophisticated features found in more expensive programs.
- **Text Importing:** You can load documents directly from APPLEWORKS 3.0, BANK STREET WRITER, or any word processor using standard ASCII format, directly into PUBLISH IT! 3. The program automatically formats the text to fit the columns you created!
- **Built-In Graphic Toolbox:** Draw lines, boxes, circles, rules, borders, and more, and choose from a wide variety of built-in line and fill patterns, or design your own patterns.
- **Automatic Text Flow and Word Wrap:** Automatically flows text from column to column on the same page, or automatically carries the text over to subsequent pages. "Intuitively" rewraps text around graphics whenever you change your layout.
- **Graphics Importing:** Imports single or double-high-resolution graphics and illustrations from any standard Apple drawing program — including PRINT SHOP, DAZZLE DRAW, AND MOUSE-PAINT. All graphics can be cropped and resized to *any* size you want.
- **Multiple-Size Page Views:** Allows you to view, edit, and layout pages at actual, double, and half-size — or reduce them so the entire page fills your screen.
- **PostScript Laser Support:** PUBLISH IT! 3 supports LaserWriter, LaserWriter Plus, and all PostScript printers. Timeworks' LASER ACCESSORY PACK is *not* required!
- **Quick Selection of Multiple Objects:** Just point and click to select any group of objects.
- **Special Time-Saver Features,** including on-screen rulers; selectable page guides; precision placement to 1/1000th of an inch; and built-in quick keys.
- **Worksheets:** Independent work areas, separate from your document. Let's you try out your ideas *before* using them in your final document. The worksheet is saved along with your document.
- **Sample Documents and Layouts.**

Go From Concept to Printed Piece in 5 Easy Steps.

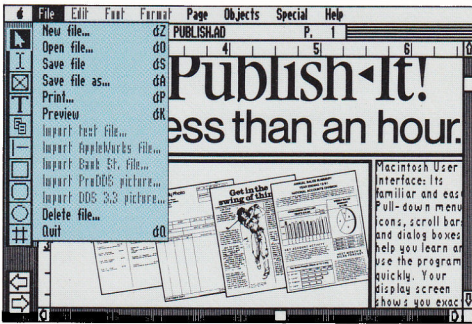


1.

Begin with a general layout:

The built-in layout tools will help you develop a format for your

document. Place text and elements exactly where you want them located on each page (or use the sample documents included with this program). You have the power to easily change your layout.



3.

Create your graphics:

Use the built-in drawing tools to help you create your graphics,


or import them from your favorite drawing programs. Publish It! 3 includes hundreds of versatile graphics and illustrations.

2.

Enter your text:

Enter the text for your document by either typing it in with the built-in word

processor, or import your text directly from APPLEWORKS, BANK STREET WRITER, or use any word processors in standard ASCII format. Publish It! 3 instantly adjusts your text if you resize columns or reposition your graphics.

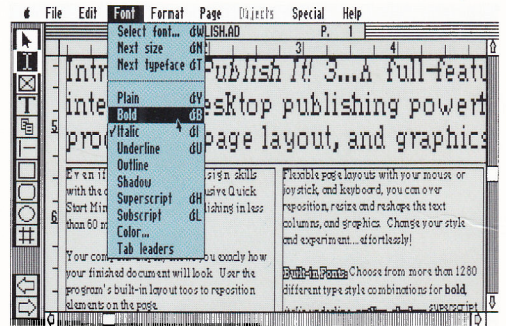


4.

Add your finishing touches:

The layout and typesetting features allow you to explore different creative options directly on your screen. You can reposition

graphics, change a type size, or use other special effects included in this program to get exactly the look you want.



5.

You're ready to print:

Once your page looks just the way you want it to, press a key and your document is delivered to you via your dot matrix or laser printer. (See Technical Requirements)

Professional Graphics and Illustrations: PUBLISH IT! 3

includes over 200 beautifully drawn graphics and illustrations. This "ready-to-go" art makes your documents even more eye-catching. Themes include holidays, people, food, animals, symbols, and much, much more!

BIG EVENT!

